

Online Learning: A Guide for Junior School Parents

Dear Parents,

Online learning in the Junior School provides the students with the opportunity to continue their learning when the ability to be at school is not possible. Teachers will use a wealth of expertise and a variety of online tools to provide a seamless learning experience to their students. Below are some useful links that will be used during this time.

It is important that students have access to a computer or smart device that has a stable internet connection as well as a functioning camera and microphone for daily contact with their teachers. Their device should have the most up-to-date browser installed. Safari, Chrome, Firefox and Edge are recommended.

Daily contact with teachers will occur through a Microsoft Teams meeting. A link to the meeting will be placed on daily timetables within Canvas. Students need only click the link and join using the browser option. There is no need to download Microsoft Teams.

Canvas is Queenwood's online Learning Management System. It supports teachers in delivering and managing instructional content and provides an effective means of administration and communication with students and their families. Access to Canvas is possible through the use of computers or smart devices. A parent's guide on getting started with Canvas can be found below.

Three external platforms will be used during online learning and students will receive their login and passwords from their teachers. Links to the main login pages for each platform is provided below.

Mathletics – <https://login.mathletics.com/>

Literacy Planet – <https://app.literacyplanet.com/login>

Wushka (Reading Program) – <https://wushka.com.au/login/>

Mr Troy Savill

Junior School Digital Integrator

troy.savill@queenwood.nsw.edu.au

Canvas Guide for Parents

Overview

Canvas is Queenwood's online Learning Management System ('LMS'). It supports teachers in delivering and managing instructional content and provides an effective means of administration and communication with students and their families.

Access


Students and parents can access Canvas by typing the address below into their internet browser (older browsers such as internet explorer are no longer supported), more information regarding supported browsers is available on the [Canvas website](#).


Queenwood's Canvas site - <http://canvas.queenwood.nsw.edu.au>

Login page

Your daughter's Canvas login details are the same as her Queenwood computer login with the addition of the domain name. e.g. [x12345@qsfg.nsw.edu.au](#)

These details remain the same for the duration of her schooling at Junior School. We encourage the girls to keep a record of these details in their diaries and in a safe place at home. The log in details can be obtained from your daughter's class teacher in the event they are misplaced/forgotten. Remember that passwords are case sensitive and that Queenwood issued passwords are all lowercase.





QUEENWOOD

Please sign in with your Queenwood account

[Sign in](#)

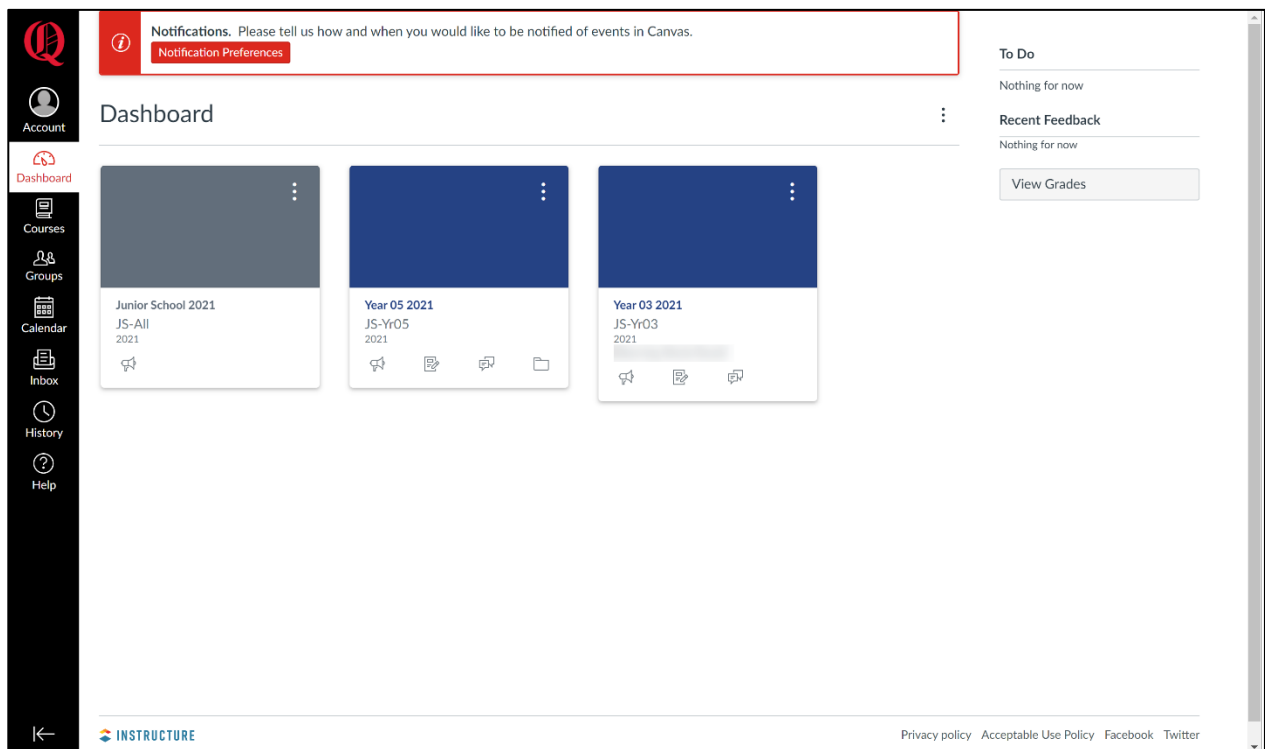
PLEASE NOTE: Sign in must now include the full domain name.

For Students:
Login with `logincode@qsfg.nsw.edu.au`
For example: `x1234@qsfg.nsw.edu.au`

For Staff:
Login with `logincode@queenwood.nsw.edu.au`
For example: `abc@queenwood.nsw.edu.au`
(Note: `first.last@queenwood.nsw.edu.au` is not valid)

Dashboard

Once logged in to Canvas, the dashboard will appear. This is a central location where *students* can navigate through the available courses, announcements, discussions and classroom resources.



Courses

- Within Canvas, students have been organised into courses. Each student from Years K-6 are enrolled in two courses, her **Year group** and **Junior School**. Siblings can also observe their sister's course. When doing so, the course being observed will not accept submissions for course work such as assignments. You will only be able to submit course work for the sibling by signing out of Canvas and signing back in with the siblings credentials.
- The **Year** course will provide a place where information relevant to the girls' class or year level, as well as curriculum specific material (eg. Drama), can be found. This may include useful resources, homework, timetables, permission notes for grade excursions, a discussion forum and announcements.

- Should your daughter's **Year group** course not appear on the dashboard, select the 'Courses' tab, scroll to 'All Courses' and select your daughter's year group. You will note that the star turns a different colour. This will be recognised as a 'favourite' and ensure it appears on the dashboard upon logging in. The same process can be followed should you wish to 'unfavourite' a course.

Account

Dashboard

Courses

Groups

Calendar

Inbox

History

Help

JS-Yr05

2021

Home

Announcements

Assignments

Class Notebook

Collaborations

Discussions

Files

Modules

Office 365

Pages

Quizzes

Recent Announcements

Cross-Grade Maths Quiz
Dear Girls, There will be a cross-grade maths test on Wednesday ne...

Posted on: May 17, 2021 at 16:55

Book Fair Years 3-6
Dear girls and parents, This year our Book Fair will be held on Thurs...

Posted on: May 14, 2021 at 15:31

Library Legends Term 2
Dear girls, If you are interested in becoming a Library Legend for ter...

Posted on: Apr 27, 2021 at 8:58

View Course Stream

View Course Calendar

View Course Notifications

To Do

Nothing for now

Course Groups

Miss Bryant's Maths

Recent Feedback

Nothing for now

Year 05 2021


Timetable
 Homework
 Information
 Specialised

English
 Maths
 Inquiry Units
 Science & Technology

Sport & PE
 French
 Mandarin
 Health & Wellbeing

Library
 Visual Arts
 Drama
 Music

The **Junior School** course provides information relevant to the whole student body and parents. This will include information regarding sporting activities, music groups and whole school permission notes.



The screenshot displays the 'Junior School 2021' dashboard. On the left is a dark sidebar with navigation icons for Account, Dashboard, Courses, Groups, Calendar, Inbox, History, and Help. The main content area features the Queenwood Junior School logo at the top. Below the logo is a grid of nine activity icons: Competitions (trophy), Activities Booklet (book), Notes (notepad), Sport (trophy), Music (treble clef), Medway Library (book), Witness the Fitness (heart with pulse), and Q Online (magnifying glass). On the right side, there are three buttons: 'View Course Stream', 'View Course Calendar', and 'View Course Notifications'. Below these are sections for 'To Do' and 'Recent Feedback', both showing 'Nothing for now'.

Junior School 2021

QUEENWOOD
Junior School

Competitions Activities Booklet Notes

Sport Music

Medway Library Witness the Fitness Q Online

[View Course Stream](#)

[View Course Calendar](#)

[View Course Notifications](#)

To Do

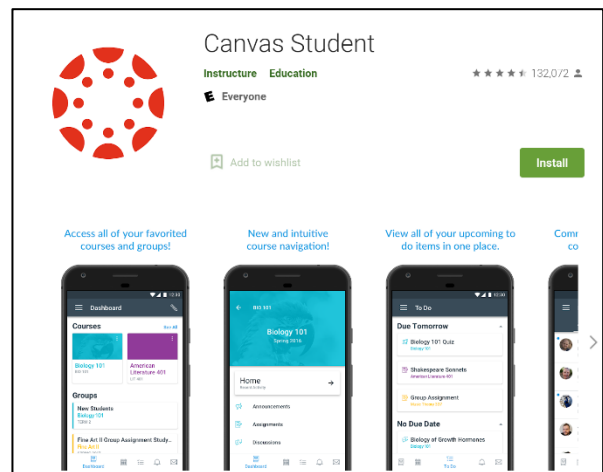
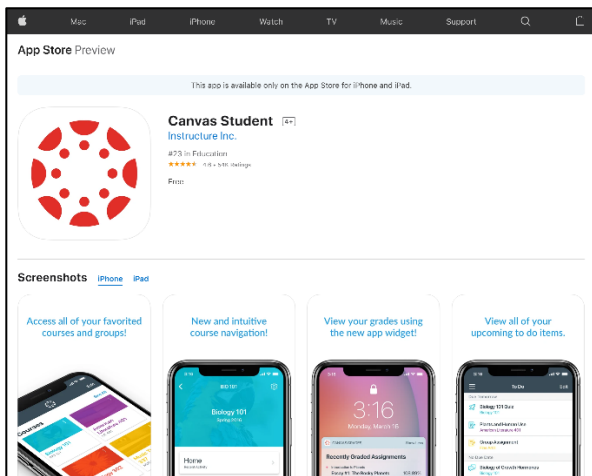
Nothing for now

Recent Feedback

Nothing for now

Canvas app

The Canvas Student app by Instructure is the mobile version of Canvas that helps you and your daughter stay current with her courses anywhere you go. The free app is available for download on all Android at the [Google Play Store](#) and iOS devices from the [Apple App Store](#). Once you have downloaded the app, search for 'Queenwood', enter your daughter's login credentials, and the app is ready to use. Canvas update the app on a regular basis. Should you experience continued difficulty with the app, delete it and then reinstall.



Need some assistance?

Issues that are concerned with operating/navigating Canvas should be directed to your classroom teacher in the first instance.